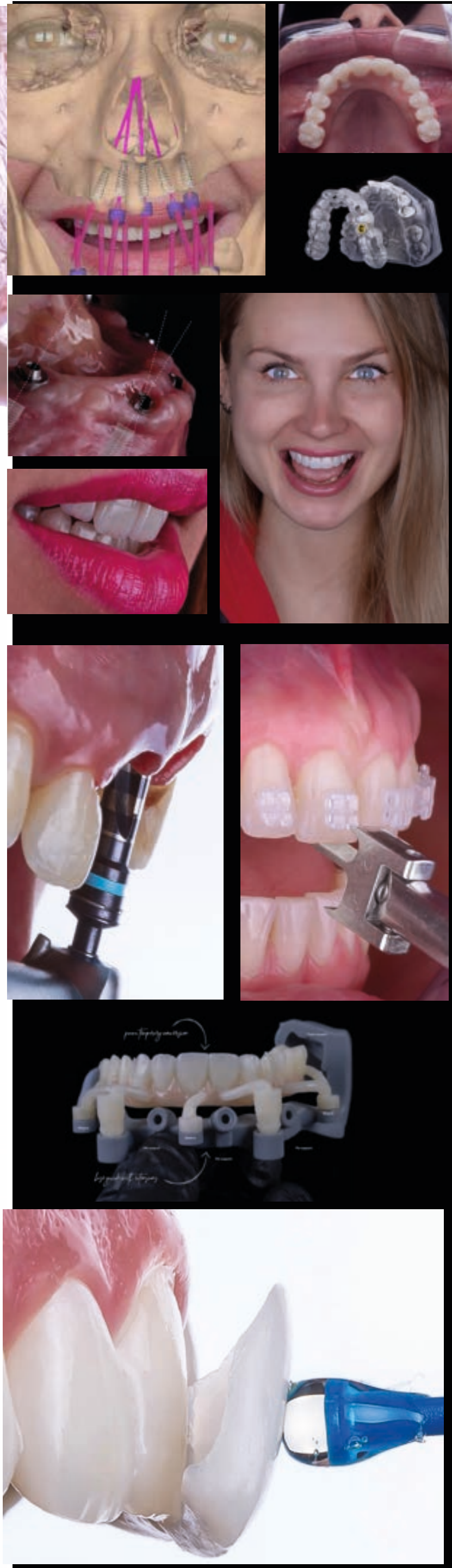


TORONTO

JULY 19 & 20



When the Pictures Really Matter


- Camera Settings
- Modified Dental Photo Protocol Hands On
- Lightning Hands On
- Software Management Workshop
- Composition Workshop
- Teamwork workflow (photo based)
- Dental Photo Diagnostic
- Color shade photo guidance
- Social Media for dentist
- Artistic Session demonstration
- Rules for Branding & Dentistry Marketing



DE AGUIAR



OSTOS



SHAW

Lab Group

DATE July 19-20, 2024

SCHEDULE

8:30am - 9:00am Registration & Breakfast

9:00am - 5:00pm Lecture & Hands On

LOCATION

Shaw GTA Education Center
105 Bentworth Avenue, Unit 1
North York, Ontario, CA M6A 1P6

COST

\$1500 + HST

EARLY BIRD PRICING

\$1300 + HST (Early Bird Pricing available until May 31st)

TORONTO



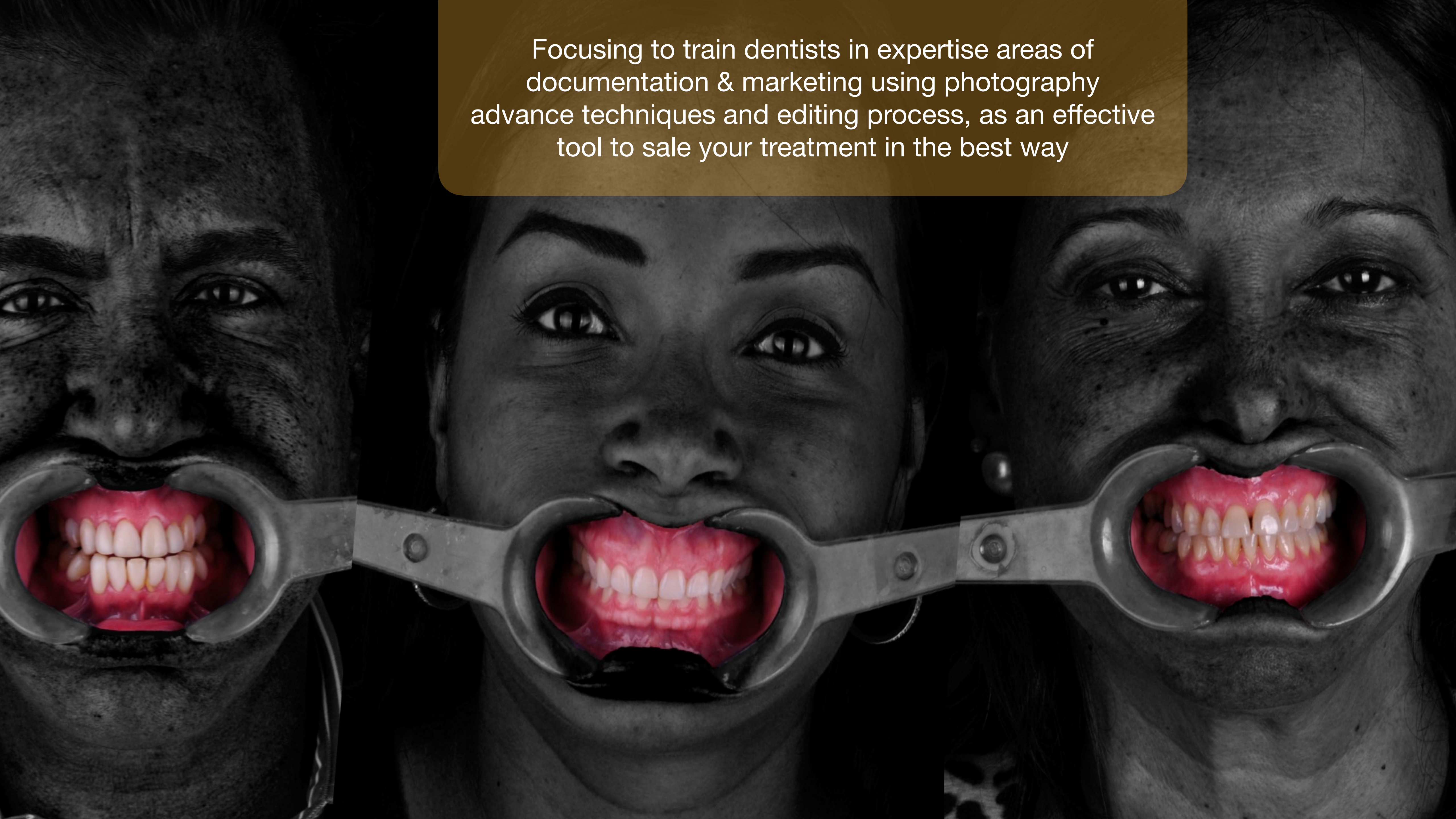
MISSION

When The Pictures Really Matter (WPRM) is an international project focusing on improve skills on dentistry through graphic techniques for better communication among specific areas such as **teamwork communication, patients & clinician understanding, scientific resources & marketing strategies.**

VISION

With intention to spread out our knowledge across the world, WPRM aim to establish protocols on diverse dentistry area, being main referral on his field.

Focusing to train dentists in expertise areas of documentation & marketing using photography advance techniques and editing process, as an effective tool to sale your treatment in the best way



OBJECTIVES

- **Camera Settings**
- **Modified Dental Photo Protocol Hands On**
- Lightning Hands On
- Software Management Workshop
- Composition Workshop
- Teamwork workflow (photo based)
- Dental Photo Diagnostic
- Color shade photo guidance
- Social Media for dentist
- Artistic Session demonstration
- Rules for Branding & Dentistry Marketing



Main Agenda General Program

Dentist, Dental Technicians, Assistant, Shareholders

DAY 1

Camera Settings Theory (lecture by Dr. Ostos)

Light Management Concepts
Dentistry Photo Equipments
Light Functional Dental Photography
Exposure Triangle on Dentistry

COFFE BREAK

Camera Settings according to Dental Office requirements
AACD Photo Protocol & Modifications
Photo perspectives on different Dental procedures

Extraoral / Intraoral protocol Hands On (by Dr. Ostos, Dr. De Aguiar, Dr. Notarantonio)

According to AACD Protocol, the instructors will be guiding to their audience, to adopt different positions an perspectives on Live Patient. Different lighting techniques usage hands on will be made by each participant.

COFFE BREAK

Light - Shadow Box technique Hands On

A mini Studio Set will be developed into 4 lightning exercises which points out to improve the understanding photography principles such as Upside Down Perspectives & Matching images from the clinical Protocol to lightning box, Diafragma control, Focal points and lightning FX's

Artistic Photo Session

Free shooting on a model, capturing facial gestures and mouth perspectives. All Participants Included.

Shading Selection Technique

Through this Hands on Participants will be able to understand the process of shade tooth selection, using cross-polarization technique along with Lab mode software processing.

DAY 2

Photo edition / social media Lecture (lecture by Dr. De Aguiar)

Brain Perception and his relation with image management
Selective Audience message directions
Image & emotions
How to sale your treatment boosting your communication

COFFE BREAK

Color from functional to digital.
Legal Resources from Dental Photography
Software Management for Dental Photography Edition
Social Media Strategies
Creating Emotional & Art Dentistry

Keynote / Photoshop /Lightroom Hands on (lecture by Dr. De Aguiar)

Starting from Keynote / Power Point Manage support with intention to direct diverse Photoshop tools in order to apply on a very professional presentation. Photoshop tools will be shown and teach during the Hands On. (Mac equipment as recommendation). A Photo Calibration exercise, cutting art & image superposition, Fixing common problems on dental photography.
Lightroom Benefits and develop demonstration. Principle o Lightning and shadows.

COFFE BREAK

Composition Hands On

After Hands On the participants will be able to create their own ideas and concepts on a free board. they got only an hour and "sale" the results to the others.



Buenos Aires - Argentina

Bauru - Brasil

Maracaibo -Venezuela

Quito - Ecuador

Guayaquil - Ecuador

Merida - Venezuela

Sto. Domingo - R.D.

Caracas - Venezuela

Chicago - USA

Bogota - Colombia

Dubai - UAE

New York - USA

San Diego - USA

Nashville - USA

Hosuton - USA

Miami - USA

Sao Paulo - Brasil

Toronto - Canada

Cali - Colombia

Bogota - Colombia

Medellin - Colombia

Manama - Bahrain

Kuwait City - Kuwait

Jeddah - Saudi Arabia

basic requirements

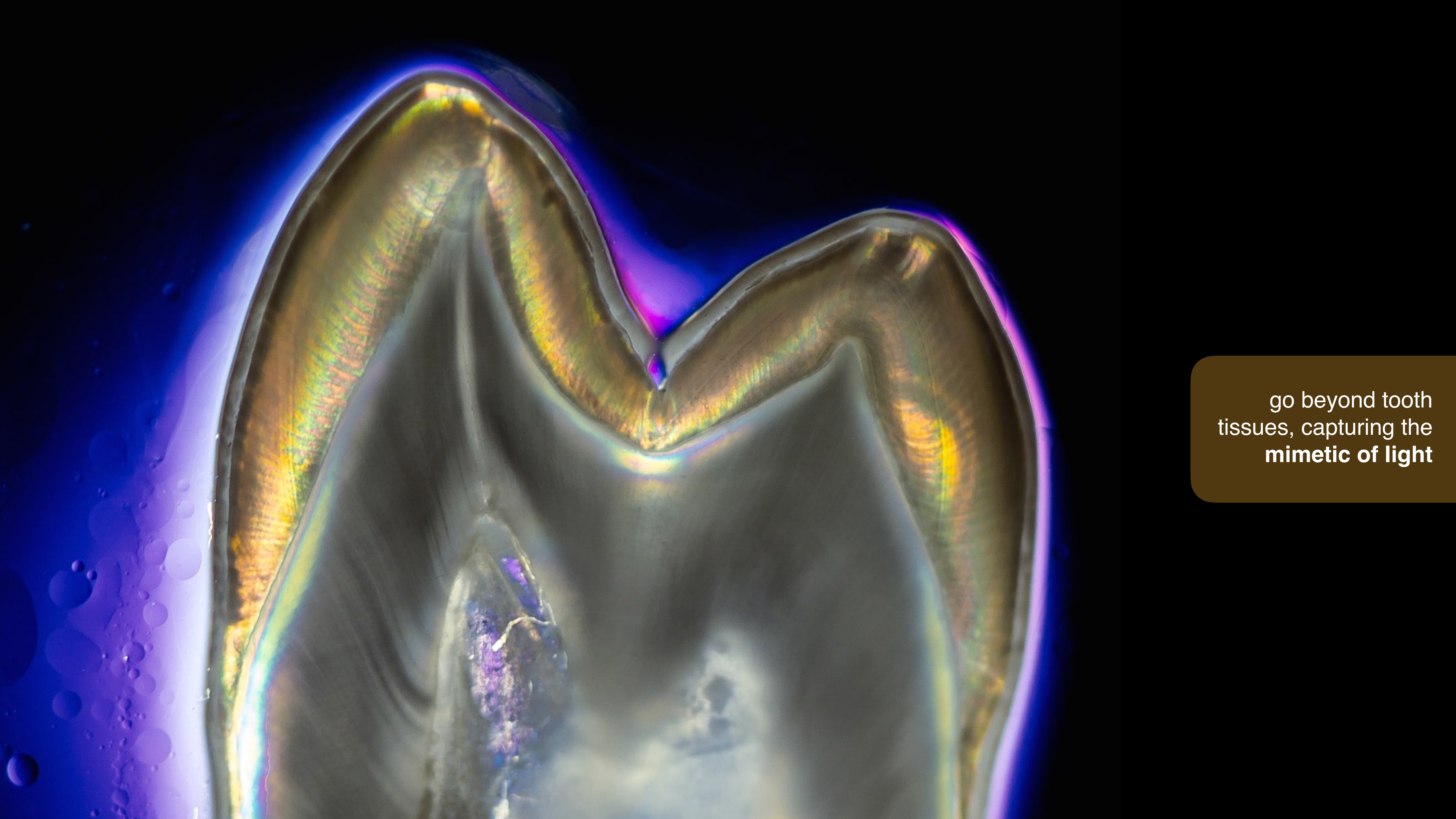
Requirements for the Participants:

- Photo Camera DSLR or Mirror less type and Accessories (optional)
- Adobe Photoshop software up to **Cs5** version installed (Full or Trial version) **mandatory**
- Adobe Lightroom up to **5 version CC CLASSIC** (Full or Trial version) **mandatory**
- Laptops with Windows must have **PowerPoint** installed
- Laptops with MAC iOS must have **Keynote** installed

*ask for a bundle list recommendation




Canon



go beyond tooth tissues, capturing the **mimetic of light**

create an harmonic
composition in order to
suggest your ideas to others





speed of light control as
great tool of art &
composition



mapping out the teeth
tissue colors and match the
correct **value** trough
software comparison



layering ceramic capture
regarding to value - hue &
fx on mapping

Properties	Info
L: 46/ 46	C: 58/ 58%
a: 0/ 0	M: 49/ 49%
b: 0/ 0	Y: 49/ 49%
8-bit	K: 16/ 16%
	8-bit

Properties	Info
L: 46/ 46	C: 58/ 58%
a: 0/ 0	M: 49/ 49%
b: 0/ 0	Y: 49/ 49%
8-bit	K: 16/ 16%
	8-bit

Shade Selection **Valor y Cromo** & communication with dental lab through photoshop advance set up

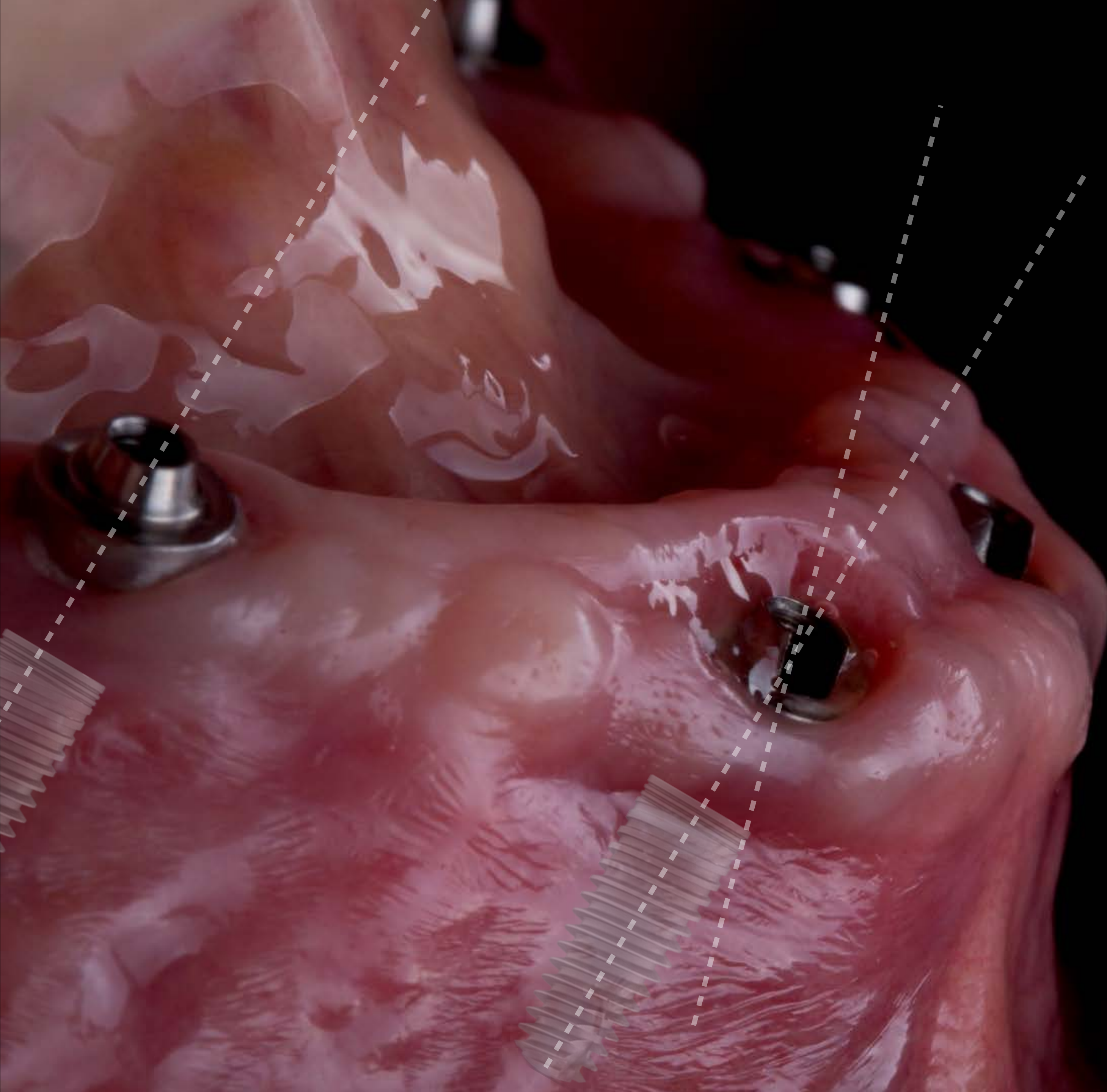


B1

A1

B2


D2



using **Digital Dummies**
may improve explanations
to your shareholders



studio set training
Portrait performance &
artistic photos



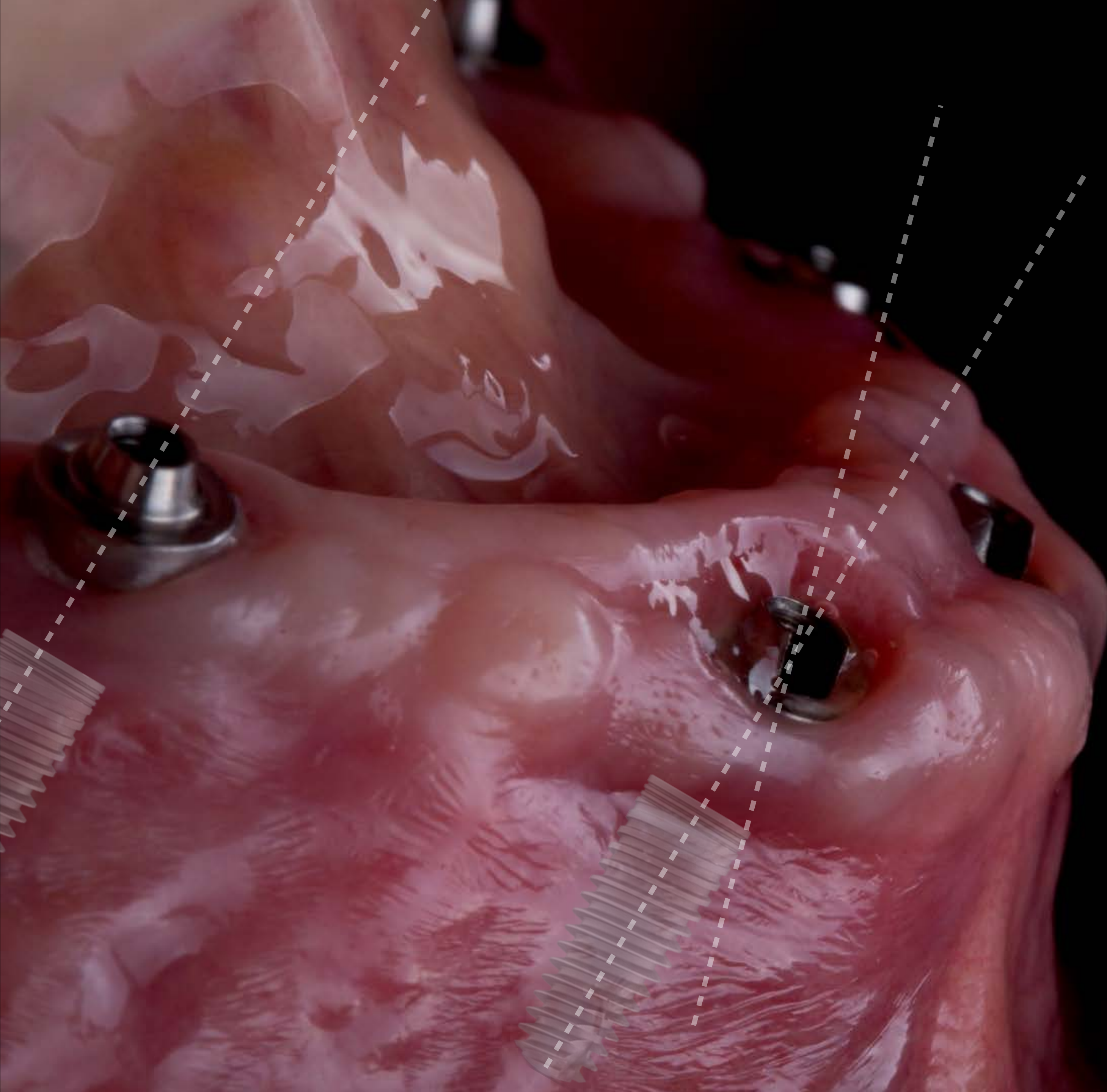
professional portrait
to improve your
practice



reverse light technique for a perfect white - a classic performance adapted to dental activities

push your
creativity





Digital Dummies usage
you can increase your
communication

WPRM instructors also serve as a **image consultants** on several dentistry brands





Surgical strategies to capture the best **graphic product**



**the dentist third
through outcome**



becoming an
artistic expression



becoming an
artistic expression



Eduardo De Agüiar

image edition - media - art instructor

- 2002* **General Dentist**
Universidad Santa Maria *Venezuela*
- 2006* **Implantologist**
Pontificia Universidad Catolica *Argentina*
- 2007* **Professor at Periodontics - Implant MS Program**
Universidad Santa Maria *Venezuela*
- 2008* **Dean of Dental Implant & Esthetics MS Program**
Universidad Santa Maria *Venezuela*
- 2010* **Professor at Dental Implant MS Program**
Universidad Santa Maria *Venezuela*

International Lecturer for many dentistry brands

Jesus Ostos

setting camera instructor

***2010* General Dentist**

Universidad Santa Maria - *Venezuela*

***2012* GPR training**

Universidad Santa Maria - *Venezuela*

***2012* Director of dental photography course for MS training**

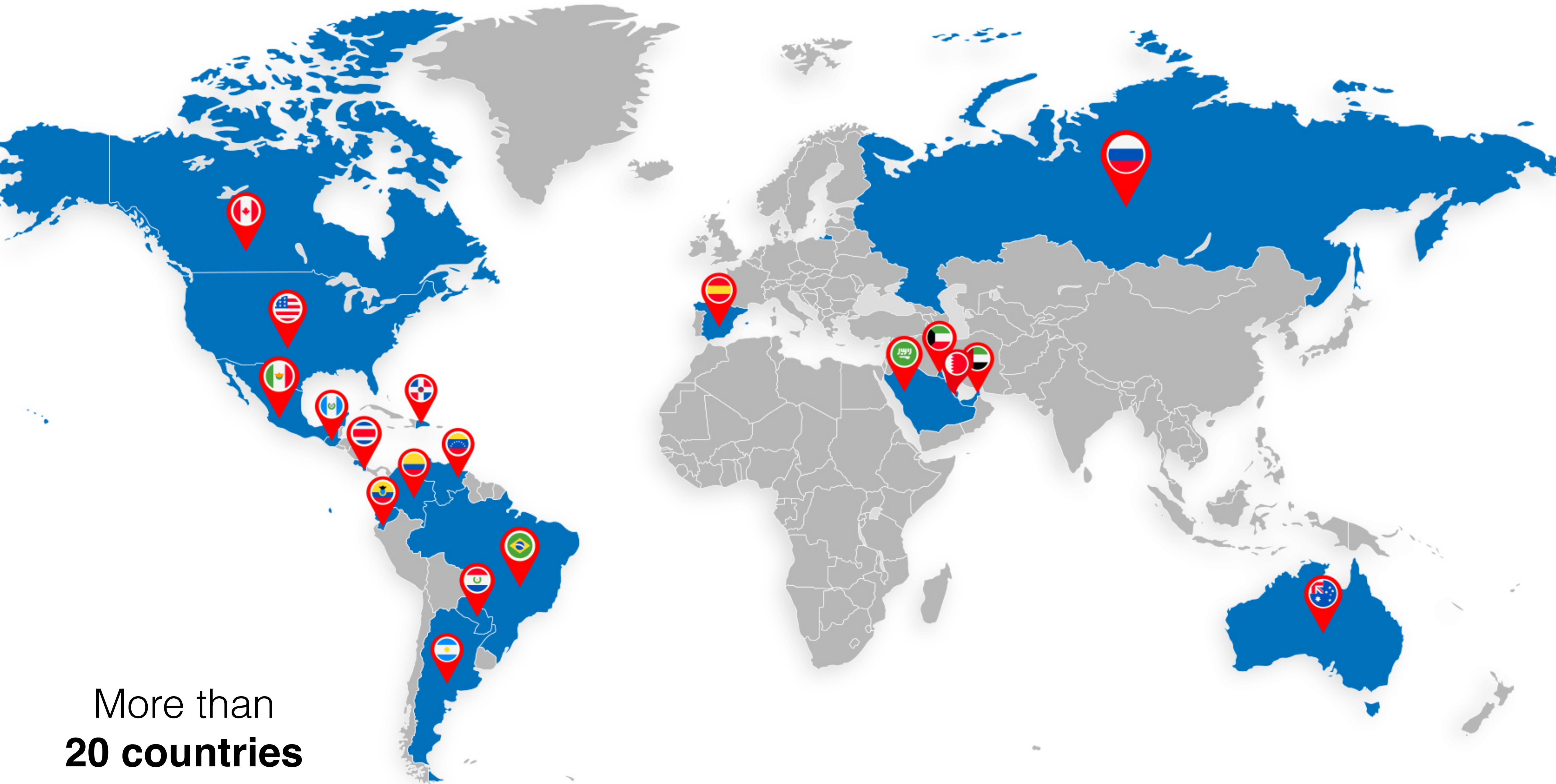
Universidad Santa Maria - *Venezuela*

***2015* Implantologist**

CPO Bauru - Brasil

International Lecturer for many dentistry brands





More than
20 countries



when the pictures really matter

...more than a dental photography course... a philosophy

